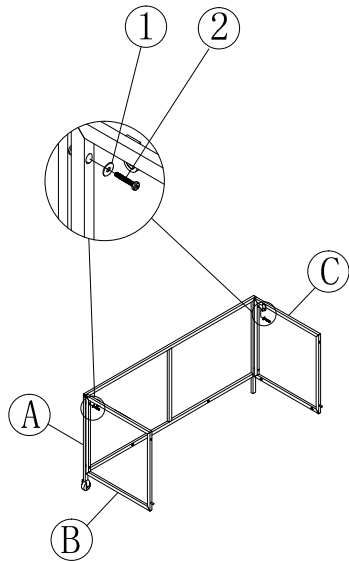


ASSEMBLY INSTRUCTION

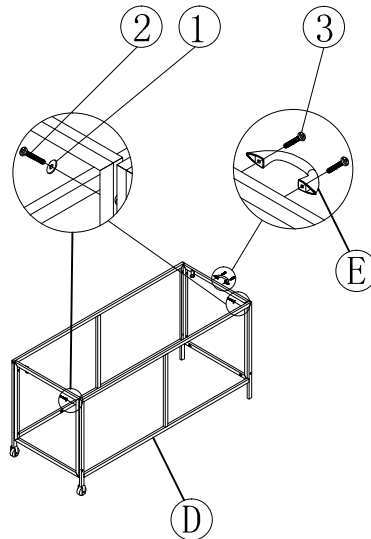
CAUTION

- A. Check the package having all items shown in the parts list
- B. Read the instruction before assembling

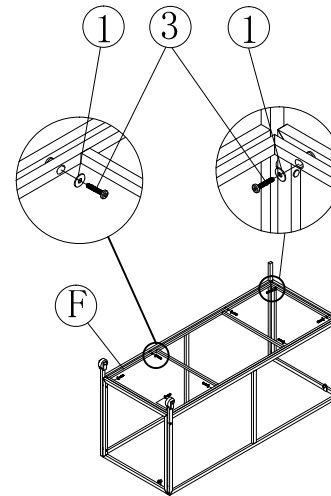
Step 1



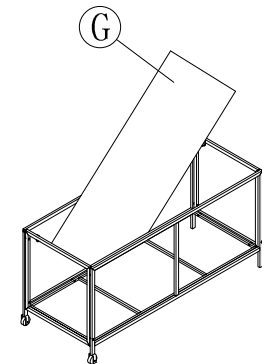
Step 2



Step 3



Step 4



NOTE:

DO not tighten screws completely until assembling is completed

A 1PC	B 1PC	C 1PC	D 1PC	E 1PC	F 1PC	G 1PC	H 1PC	I 1PC
1 14PCS (Φ14*Φ6.5*1.5)	2 4PCS (M6*35mm)	3 10PCS (M6*30mm)	4 2PCS (M6*25mm)	5 2PCS	6 2PCS	7 1PC		